

Home Access Center

(Acceso a datos en el hogar)


Distrito de Escuelas
Primarias de Chula Vista






El Distrito de Escuelas Primarias de Chula Vista ahora utilizará *Home Access Center* (HAC, Acceso a Datos en el Hogar) para compartir los Informes de Calificaciones del Estudiante del Examen del Rendimiento y Progreso de los Estudiantes de California (CAASPP) y la Prueba de Suficiencia en el Idioma Inglés de California (ELPAC) con los padres y tutores. El HAC permitirá a los padres y tutores revisar, descargar y guardar de manera segura los resultados de los estudiantes de manera rápida y conveniente.

Proceso de registro e inicio de sesión








The screenshot shows the top navigation bar of the Chula Vista Elementary School District website. It includes a dark grey header with a search bar on the right and dropdown menus for 'Select a School' and 'Language'. Below this is a white section with the school district logo on the left, which features a sun and three children. To the right of the logo is the text 'CHULA VISTA ELEMENTARY SCHOOL DISTRICT' and the motto 'Each Child is an Individual of Great Worth'. Further right, the address '84 East J Street, Chula Vista, CA91910' and phone number 'Phone 619-425-9600' are listed, along with social media icons for Facebook, Twitter, YouTube, Instagram, and LinkedIn. A blue navigation bar at the bottom contains the following menu items: HOME, NEWS, DISTRICT, SCHOOLS, PARENTS, BOARD OF EDUCATION, COMMUNITY, EMPLOYMENT, and CONTACT US.

Select a School ⇅ Language ⇅ Search... 🔍

 **CHULA VISTA ELEMENTARY
SCHOOL DISTRICT**
Each Child is an Individual of Great Worth

84 East J Street , Chula Vista , CA91910
Phone 619-425-9600

HOME NEWS DISTRICT SCHOOLS PARENTS BOARD OF EDUCATION COMMUNITY EMPLOYMENT CONTACT US

1. Para comenzar visite el sitio web de CVESD, www.cvesd.org y en la parte superior izquierda haga clic en “language”, seleccione español



CHULA VISTA ELEMENTARY SCHOOL DISTRICT

Each Child is an Individual of Great Worth

84 East J Street , Chula Vista , CA91910

Phone 619-425-9600



HOME NEWS DISTRICT SCHOOLS PARENTS BOARD OF EDUCATION COMMUNITY EMPLOYMENT CONTACT US

Welcome to Enrollment >
My Child's School >
My Child's Learning >
My Child's Safety >
Nutritional Services >
Getting Involved >

Annual Notification
Attendance Information
Before and After School Programs
Home Access Center
Transportation Information

Transitional Kindergarten
REGISTER NOW
AT YOUR
NEIGHBORHOOD
SCHOOL

2. Visite la página de Home Access Center bajo "La escuela de mi hijo" en la pestaña "Padres" del sitio web de CVESD, o use el siguiente localizador de recursos (URL):

<https://homeaccesscenter.cvesd.org/HomeAccess>

Home Access Center



Home Access Center (HAC) is a browser-based student information system that allows you to view student information such as registration, attendance, discipline, and scheduling.



If you already have an account, click on the icon to login. Otherwise, please register first.



Guardians can create their own account by clicking on the icon or on "Click Here to Register for HAC" from the Home Access Center home page.

3. En la página de inicio de Home Access Center, haga clic en "Register."

Home Access Center User Registration

First Name:*

Last Name:*

City:*

Zip Code:*

Register

4. Ingrese su nombre, apellido, la ciudad y el código postal que utilizó cuando inscribió a su hijo en la escuela.

Home Access Center User Registration

Please enter the username you wish to use when logging in to Home Access Center. An email will be sent to the email address the district has on record for you with further instruction on creating your new Home Access Password.

Username:

Compose 3 challenge questions and provide appropriate answers

Questions	Answers
<input type="text"/>	<input type="text"/>
<input type="text"/>	<input type="text"/>
<input type="text"/>	<input type="text"/>

[Terms of Use](#)

TERMS OF USE: All data presented here is subject to correction. All information is confidential and intended only for the parent or guardian of student listed.

[Privacy Policy](#)

PRIVACY NOTICE:

5. Ingrese su nombre de usuario deseado y tres preguntas de seguridad, luego haga clic en "Finish".

Ejemplo de pregunta de seguridad: "¿Cuál es el nombre de su mascota?"



Home Access Center User Registration

CONFIDENTIALITY NOTICE: Thank you for registering. A message has been sent to the email address the district has on record. Please follow the instructions in the email to create your password and log in to the system.

6. Se enviará un correo electrónico a la dirección de correo electrónico que el distrito tiene registrado para usted con más instrucciones sobre cómo crear su nueva contraseña del Home Access Center. Siga el enlace en este correo electrónico.




To create your password, click the link below:

[Create your Home Access Center password](#)

Challenge Questions

Please provide answers to the following questions

Question	Answer
	<input type="text"/>
	<input type="text"/>

Continue

7. Le indicarán que responda a varias de sus preguntas de seguridad antes de seleccionar “Continue”.

My Account

Name:
Address:

Logged in as:
Email Address:
Last Login:

Change Password

The password must contain 3 of the following 4 character types (Uppercase, Lowercase, Numbers, Symbols).


New Password:*

Confirm New Password:*

[Continue to HomeAccess Center](#) [Logoff](#)



8. *Ingrese su nueva contraseña y haga clic en “Continue to Home Access Center.”*



The screenshot shows the top navigation bar of the Home Access Center. A yellow arrow points to the 'Grades' icon, which is a red circle with a white 'A' and a red arrow. Other icons include Home (house), Attendance (person with checkmark), Classes (book), Student Support (person), and Registration (calendar). Below the navigation bar are buttons for 'Week View' and 'Calendar'. A 'Today's News' section contains the text 'There is no current news.' Below that is a calendar view for the week of Monday, October 28, 2019, to Friday, November 01, 2019. The calendar table has columns for each day with the date and day of the week. The 'Friday 11/01' column is highlighted in blue.

Class	Monday 10/28 Day: M	Tuesday 10/29 Day: T	Wednesday 10/30 Day: W	Thursday 10/31 Day: R	Friday 11/01 Day: F

9. En la parte superior de Home Access Center, verá un menú de opciones. Haga clic en el icono de la opción que desea navegar.

¡Gracias!

*10. Usted puede añadir o corregir su dirección de correo electrónico comunicándose con la secretaria de la escuela o la secretaria de asistencia/especialista de salud de la escuela.
¡Gracias por revisar este recurso!*