

Home Access Center


Chula Vista
Elementary School
District






The Chula Vista Elementary School District will now be utilizing the Home Access Center (HAC) to share Student Score Reports for the California Assessment of Student Performance and Progress (CAASPP) and English Learner Proficiency Assessments for California (ELPAC) with parents and guardians. The HAC will allow parents and guardians to securely review, download, and save student results quickly and conveniently.

Registration and Log On Process








The screenshot shows the top navigation bar of the Chula Vista Elementary School District website. It includes a dark grey header with 'Select a School' and 'Language' dropdown menus, and a search bar. Below this is a white section with the district logo on the left, which features a sun and children in a pool, and the text 'CHULA VISTA ELEMENTARY SCHOOL DISTRICT' and 'Each Child is an Individual of Great Worth'. To the right of the logo, the address '84 East J Street, Chula Vista, CA91910' and phone number 'Phone 619-425-9600' are listed, along with social media icons for Facebook, Twitter, YouTube, Instagram, and LinkedIn. A blue navigation bar at the bottom contains the following menu items: HOME, NEWS, DISTRICT, SCHOOLS, PARENTS, BOARD OF EDUCATION, COMMUNITY, EMPLOYMENT, and CONTACT US.

Select a School ⇅ Language ⇅ Search... 🔍

 **CHULA VISTA ELEMENTARY
SCHOOL DISTRICT**
Each Child is an Individual of Great Worth

84 East J Street , Chula Vista , CA91910
Phone 619-425-9600

HOME NEWS DISTRICT SCHOOLS PARENTS BOARD OF EDUCATION COMMUNITY EMPLOYMENT CONTACT US

1. Visit the CVESD website to get started at www.cvesd.org.



CHULA VISTA ELEMENTARY SCHOOL DISTRICT

Each Child is an Individual of Great Worth

84 East J Street , Chula Vista , CA91910

Phone 619-425-9600



The screenshot shows the website's navigation bar with the following links: HOME, NEWS, DISTRICT, SCHOOLS, PARENTS, BOARD OF EDUCATION, COMMUNITY, EMPLOYMENT, and CONTACT US. The 'PARENTS' tab is active, and a dropdown menu is open, listing the following options: Welcome to Enrollment, My Child's School, My Child's Learning, My Child's Safety, Nutritional Services, and Getting Involved. A yellow arrow points to the 'Home Access Center' option in the dropdown menu. Below the navigation bar is a video player showing two children, a boy and a girl, smiling and working on a project. The video player has a play button on the left and a pause button on the right. On the left side of the video player, there is a green banner with the text: 'Transitiona Kindergarten REGISTER NOW AT YOUR NEIGHBORHOOD SCHOOL'.

2. Visit the Home Access Center page under “My Child’s School” on the Parents tab of the CVESD website, or use the following direct URL:

<https://homeaccesscenter.cvesd.org/HomeAccess>

Home Access Center



Home Access Center (HAC) is a browser-based student information system that allows you to view student information such as registration, attendance, discipline, and scheduling.



If you already have an account, click on the icon to login. Otherwise, please register first.



Guardians can create their own account by clicking on the icon or on "Click Here to Register for HAC" from the Home Access Center home page.



3. On the Home Access Center homepage, click "Register."

Home Access Center User Registration

First Name:*

Last Name:*

City:*

Zip Code:*

Register

4. Enter your first name, last name, and the city and zip code you used when you registered your child for school.



Home Access Center User Registration

Please enter the username you wish to use when logging in to Home Access Center. An email will be sent to the email address the district has on record for you with further instruction on creating your new Home Access Password.

Username:

Compose 3 challenge questions and provide appropriate answers

Questions	Answers
<input type="text"/>	<input type="text"/>
<input type="text"/>	<input type="text"/>
<input type="text"/>	<input type="text"/>

Terms of Use

TERMS OF USE: All data presented here is subject to correction. All information is confidential and intended only for the parent or guardian of student listed.

Privacy Policy

PRIVACY NOTICE:

5. Enter your desired username and three challenge questions and answers, then click "Finish."

Challenge Question Example: "What is your pet's name?"



Home Access Center User Registration

CONFIDENTIALITY NOTICE: Thank you for registering. A message has been sent to the email address the district has on record. Please follow the instructions in the email to create your password and log in to the system.

6. An email will be sent to the email address the district has on record for you with further instruction on creating your new Home Access Center password. Follow the link in this email.




To create your password, click the link below:

[Create your Home Access Center password](#)

Challenge Questions

Please provide answers to the following questions

Question	Answer
	<input type="text"/>
	<input type="text"/>

Continue

7. You will be prompted to answer several of your challenge questions before selecting "Continue."

My Account

Name:
Address:
Logged in as:
Email Address:
Last Login:

Change Password

The password must contain 3 of the following 4 character types (Uppercase, Lowercase, Numbers, Symbols).

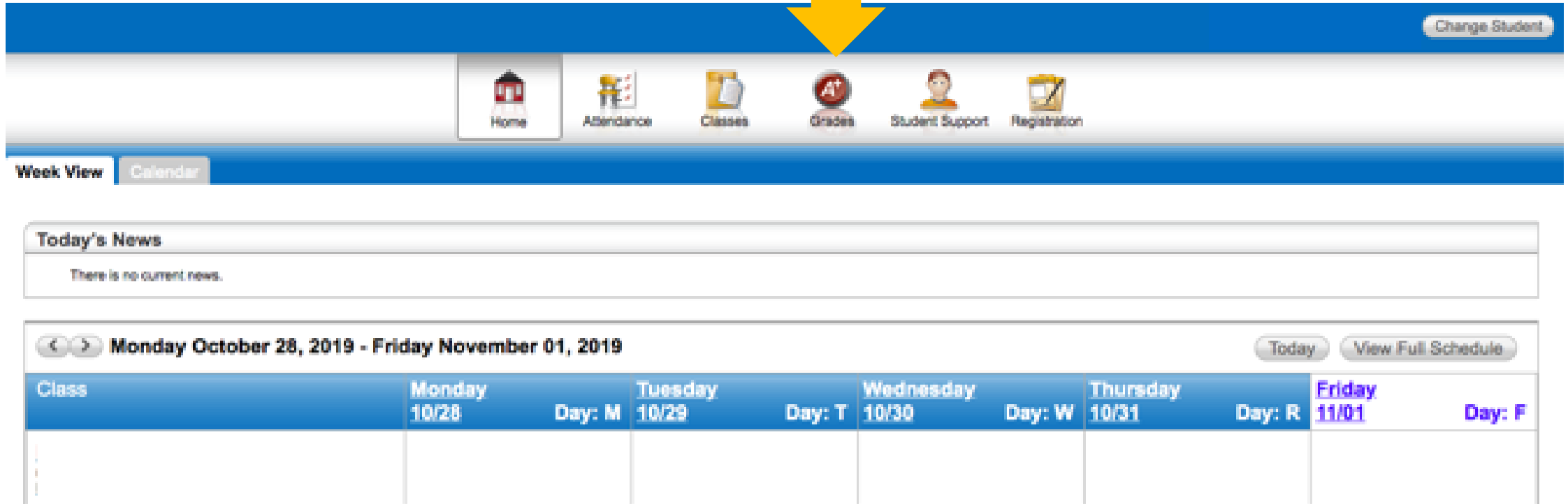
New Password:*

Confirm New Password:*

[Continue to HomeAccess Center](#) [Logoff](#)



8. Enter your new password and click “Continue to Home Access Center.”



The screenshot shows the top navigation bar of a Home Access Center. A yellow arrow points to the 'Grades' icon in the menu. The menu includes icons for Home, Attendance, Classes, Grades, Student Support, and Registration. Below the menu are buttons for 'Week View' and 'Calendar'. The 'Today's News' section is empty. The calendar view shows the period from Monday, October 28, 2019, to Friday, November 01, 2019. The 'Friday 11/01' date is highlighted in purple.

Class	Monday 10/28 Day: M	Tuesday 10/29 Day: T	Wednesday 10/30 Day: W	Thursday 10/31 Day: R	Friday 11/01 Day: F

9. At the top of the Home Access Center, you will see a list of menu choices. Click the icon of the choice you wish to navigate to.

Thank you!

*10. You can add or correct your email address by contacting your school secretary or Attendance Health Specialist at the school site.
Thank you for reviewing this resource!*