






ESL at Home K-2 Weeks 1-2

Use notebook paper to complete these activities. Do one each day!

Monday	Tuesday	Wednesday	Thursday	Friday
<p>Watch a TV show or movie.</p> <p>List:</p> <ul style="list-style-type: none"> Title Characters Setting Beginning Middle End 	<p>Use objects in your house to invent something.</p> <p>Illustrate it and label it.</p> 	<p>What do you look like? Use a mirror to draw and label yourself.</p> 	<p>Write a word that starts with every letter of the alphabet.</p> <p>Example: A: apple B: boy</p>	<p>Use a toothbrush to measure 5 things in your house.</p> <p>Name: _____</p> <p> Toothbrush Measuring </p> <p>The <input type="text"/> is ___ toothbrushes long.</p> <p>The <input type="text"/> is ___ toothbrushes long.</p> <p>The <input type="text"/> is ___ toothbrushes long.</p> <p>The <input type="text"/> is ___ toothbrushes long.</p>
Monday	Tuesday	Wednesday	Thursday	Friday
<p>Find 10 things that are heavy. Draw them or write a list.</p> <p>Find 10 things that are red. Draw them or write a list.</p> <p>Find 10 things that are soft. Draw them or write a list.</p>	<p>Stack cans and boxes to make a tower. Stand back and throw a small pillow to knock it down.</p> 	<p>Write a message to someone, then write it backwards. Ask them to figure it out!</p> <p>Example: I love you uoy evol I</p>	<p>Write an acrostic poem using <u>your name</u>.</p> <p>Example: R: Really fun O: Outgoing Y: yellow hair</p>	<p>Watch two TV shows or movies and pick two characters. Draw a cartoon of them meeting each other.</p> 