



STEM FAMILY ACTIVITIES



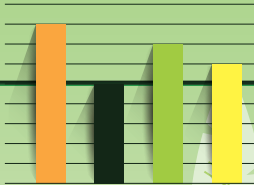
for independent learning

NATURE SCAVENGER HUNT



You can use the back of this paper as your STEM journal to record each of the activities



Activity:	Optional Technology Connections:
<p>1. Time to go outside (in your yard or a walk around your neighborhood)</p> <p>Look for the following items</p> <ul style="list-style-type: none"> • 3 different shaped leaves • Something yellow • Something that crawls • Something that flies • 2 different colored rocks • Something that grows and is green • A spider's web • Some water • Something that is round • 2 different things in the sky <p>When you find something from the list, write what it is on a small piece of paper.</p>	<p>Take picture of objects you find during your scavenger hunt!</p>  <p>Use the phone app "iNaturalist" to identify the different plants, bugs, and other critters you find.</p>
<p>2. Sort the items you found into groups based on what they have that is the same. Share what the objects in the groups have that are similar. Now group the items into different categories.</p>	<p>Play a sorting game: tinyurl.com/sortingsong</p> 
<p>3. Categorize the items you found into what you think is "living" and "non-living?" How did you determine if the object was alive or not alive?</p>	<p>Read-aloud of the book "What's Alive?" tinyurl.com/whatisalive</p> 
<p>4. Count how many objects you found that were living and non-living and create a graph.</p>	<p>Online bar graph tinyurl.com/onlinebargraph</p>
<p>5. Create your own scavenger hunt!</p>	<p>Create a Google document to share your scavenger hunt with friends</p>

Optional: Go to this link to print a "STEM journal" to record your observations and questions.
tinyurl.com/STEMjournal3



fresno county
superintendent of schools

For more resources or support, contact
Jon Dueck, FCSS STEM Direction - jdueck@fcoe.org
or visit our website: stem.fcoe.org