



Smarty Ants at Home

Printable Activities for Young Readers

Kindergarten

Level 4: Silent 'e' Words

(gate, fine, poke)

Smarty Ants at Home

Tips for Parents

Welcome to Smarty Ants at Home!

We understand how challenging it can be when your young child can't go to school for extended periods of time. However, your child does not need to stop learning just because school isn't in session! We're here to make it easier to help your child stay engaged in learning even when stuck at home. To help you manage this time, we're providing you with this packet of printable early reading resources to help your child continue to strengthen her reading skills for the next few weeks.

Getting Started

1 Select the packet that most closely matches your child's current grade and skill level. Look through the packet to make sure it's a good match for your child. Then, print off the pages you'd like your child to work on! You can print the entire booklet at once or just print one lesson at a time. Do whatever works best for your family.

Your booklet will contain some or all of the following activities, depending on the packet selected:

- Guided Practice Activities
- Resource Cards
- Story Printouts
- Oral Reading Activity (second grade only)
- Writing Prompt (second grade only)
- Hands-on Science Activities (second grade, Science curriculum only)

2 Find a quiet time and a good workspace so your child can focus. Depending on the age and attention span of your child, she may be able to work independently or you may need to join her and help provide guidance. Keep in mind that it's more fun to work together! Use the Resource Cards to review the letters/concepts together and review any writing prompts she has responded to. Make sure to provide positive feedback throughout to keep your child engaged and encouraged.

3 Once your child has completed the materials in the packet, have her show you her work! Ask her a few questions to help her review. Then, have her read you the story from the lesson. You may also want to extend the fun with some hands-on activities! Active learning with games, puzzles, and craft activities help children make deeper connections to learning and help them retain more of what they've learned. Use the **Hands-On Activities** booklet on the website to find lots of fun activities that can be easily done with common household or office items.

Have Fun!

To help your child progress in her reading skills, we recommend at least three lessons per week. Be sure to spread these activities out over a few days. We understand how challenging this temporary change in routine can be for you and your child. We hope that these materials help you to enjoy the time working and playing with your child!

LEVEL 4 PREVIEWING THE LEVEL

Main Concept

Long vowel/silent e rules
Building CVCe words

Additional Concepts

Rime families using long vowel/silent e combinations

Details

Level 4 consists of 8 lessons. Throughout this level, students are introduced to the long vowel/silent e rule for the following combinations:

a_e, e_e, i_e, o_e, and u_e

In teaching videos and skill-building activities, students build CVCe words such as cape, Pete, mine, bone, and rule. With the help of word bubbles, students learn to successfully sound out, blend, and pronounce the CVCe words. They explore rime families and word matching using these combinations.

Students build and read eight stories that incorporate CVCe words and sight words. The stories are then transformed into accompanying musical DVDs.



Level 4

Lesson 21

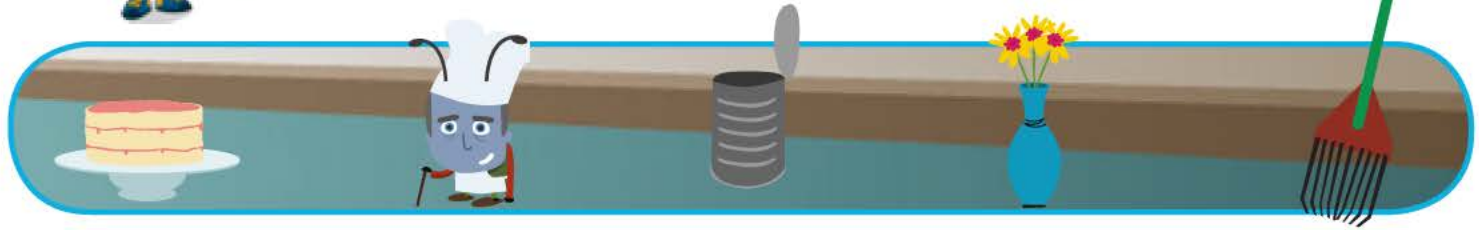
Long a (a_e)
Letter Sounds

Name _____

85



Circle the words with the long a sound.



cake

Jake

can

vase

rake



Use letter sounds to complete each word.

1. Jake has a cake.

2. Jake has a rk.

3. Jake has a vs.



HOME CONNECTION: After completing the activity, children can look around their classroom or home to identify objects that have the long a sound.



I did it!



Level 4

Lesson 21

Silent e
Word Building

Name _____

86



Complete each word.

c _ k _ e



J _ k _



c _ n _



c _ p _



v _ s _



b _ s _



HOME CONNECTION: Write these words on a piece of paper: *came, bakes, ate, lake, wades*. Have your child say each word aloud and name the vowel sound.



I did it!



Level 4

Lesson 21

-ake Words
Rhyming

Name _____

87



Jake can bake.



Circle the word that rhymes with **bake**.
Write the word in each space.

rat

rake

tape

1. Take the rake.

late

lamp

lake

2. Jake is in the _____.

cake

cape

can

3. Bake a _____.



HOME CONNECTION: Have your child recite a simple rhyme using some of the words in this lesson. For example, *Jake has a cake. Take the rake from the lake.*



I did it!



Level 4

Lesson 21

Silent e
Word Matching

Name _____

88



Match the word to the picture.

rake

cape

cane

vase

base



HOME CONNECTION: After completing the activity, children can generate a list of people's names that have the long a sound (*Kate, Nate, Jane, Page*, etc.).



I did it!



Level 4

Lesson 21

Silent e
Conversation/Writing

Name _____

89



Read along.

Is this your cake, Jane?

Yes, Coach. Jake gave me the cake.

Where is Jake?

In the kitchen. Jake has to bake a new cake.

Let's have some of this cake.

Yum!



What does Jake have to bake? Write a sentence.





HOME CONNECTION: Read the conversation with your child. Have your child look at the pictures and retell the story in his/her own words.



I did it!



Jake's Cake

by _____ Ant

New letter sound: a_e

New words: ate, bakes, base, cake, came, cane, cape, lake, makes, rake, vase, wades, yum

New proper names: Jake, Jane


New exceptional word: Jake's



Jake has a cane.



Jane has a cape.



Jake makes a vase.




Jane runs a base.



Jake has to rake.



Jane wades in the lake.



Jake bakes a cake.



Jane came and ate. "Yum yum, Jake!"

Lesson 21 Resource File: Word Cards



can

cane

cap

cape

fad

fade

Lesson 21 Resource File: Word Cards



fat

fate

hat

hate

mad

made

Lesson 21 Resource File: Word Cards



man

mane

mat

mate

nap

nape

Lesson 21 Resource File: Word Cards



pal

pale

rat

rate

tap

tape

Lesson 21 Resource File: Word Cards



van

vane



Level 4

Lesson 22

Silent e
Word Building

Name _____

90



Complete each word.

m a z e



c v



l n



D v



d z



w v



HOME CONNECTION: Write the words *cape*, *cave*, *Dave*, *rake*, and *came* on a piece of paper. Have your child say each word aloud and identify the vowel sound. Encourage your child to say each word in a sentence.



I did it!



Level 4

Lesson 22

-ave Words
Rhyming

Name _____

91



Dave gave a gift.



Circle the word that rhymes with **gave**.
Write the word in each space.

came cake
cave

1. Be brave in the cave.

save same
sat

2. Who will _____ Dave?

Dig Dave
Jane

3. _____ will wave.



HOME CONNECTION: Write these sets of words in columns: *takes, rakes, save; hate, vase, late; caves, bakes, makes*. Have your child say each word and pick out the word in each set that doesn't rhyme (*save, vase, caves*).



I did it!



Level 4

Lesson 22

Silent e
Word Matching

Name _____

92



Match the word to the picture.


cave

takes

bats

maze

lane



HOME CONNECTION: Help your child search for pictures of these words in magazines and newspapers and on the Internet. Have your child cut out the pictures, paste them on a page, and write the corresponding words.



I did it!



Level 4

Lesson 22

Silent e
Conversation/Writing

Name _____

93



Read along.

Take me to the cave, Dave.

OK. Let's walk down the lane.

Oh, no! There are bats here.

Do you like bats?

NO! Save me, Dave!

Be brave, Coach. I am here.



Where does Dave take Coach? Write a sentence.





HOME CONNECTION: Have your child draw and write a different ending for the conversation. Encourage your child to follow the comic book format on this page.



I did it!



Brave Dave

by _____ Ant

New letter sound: -

New words: am, bats, cave, daze, hate, lane, maze, me, save, takes, waves

New proper name: Dave

New exceptional words: brave, down



Dave waves to Jane. Jane waves to Dave.



Dave runs down the lane.



Dave takes Jane in a maze.



Dave and Jane are in a daze.



Dave tells Jane, "I am brave!"



Dave and Jane came to a cave.



"I hate bats!"



"Save me, Jane!"

Level 4

Lesson 23

Long i (i_e)
Letter Sounds

Name _____

94



Circle the words with the long i sound.



fire

line

Mike

pine

lips



Use letter sounds to complete each word.

1. Gus makes a fi re.

2. Jane is by the l n.

3. Mike likes his b k.



HOME CONNECTION: Say the word pair *like/pine* to your child. Have your child tell you the vowel sound for the pair of words. Repeat with the word pairs *lake/rake*, *hike/fire*, *pine/Nile*.



I did it!



Level 4

Lesson 23

Silent e
Word Building

Name _____

95



Complete each word.

h i k e



f r



n n



p n



N l



l n



© Copyright 2012 Smarty Ants Inc. All rights reserved.



HOME CONNECTION: Write these words on a piece of paper: *Nile, fire, wades, base, likes*. Have your child say each word aloud and name the vowel sound.



I did it!



Level 4

Lesson 23

-ike Words
Rhyming

Name _____

96



Circle the word that rhymes with **Mike**.
Write the word in each space.

hate hike hit

1. Ike likes to hike.

line like lime

2. Did he _____ the hike?

big bite bike

3. Ike has a _____.



HOME CONNECTION: Say these words to your child: *Mike, pike, pine*. Have your child say each word and pick out the word that doesn't rhyme. Repeat with *fire, line, mire*.



I did it!



Level 4

Lesson 23

Silent e
Word Matching

Name _____

97



Match the word to the picture.

line

fire

hike

pine

Mike



HOME CONNECTION: After completing the activity, have your child draw pictures of other *i_e* words, such as *prize* and *bike*. Have your child label each picture.



I did it!



Level 4

Lesson 23

Silent e
Conversation/Writing

Name _____

98



Read along.



Where will Mike and Coach hike? Write your answers.





© Copyright 2012 Smarty Ants Inc. All rights reserved.



HOME CONNECTION: Work with your child to write simple sentences from this dialogue. Encourage your child to follow the comic book format of this page.



I did it!



Mike Hikes

by _____ Ant

New letter sound: i_e

New words: fire, hike, hikes, likes, line, mire, pine, yikes

New proper names: Mike, Nile

New exceptional words: crocodile, into




Mike likes to hike.



Mike hikes in the mire.



Mike hikes by the fire.



Mike hikes on a line.



Mike hikes up a pine.



Mike hikes in the Nile.



Yikes!



Mike hikes into a crocodile!

Lesson 23 Resource File: Word Cards



bit

dim

fin

grip

hid

kit

pin

rid



Lesson 23 Resource File: Word Cards



rip

shin

slid

spin



Level 4

Lesson 24

Silent e
Word Building

Name _____

99



Complete each word.

b i k e



k t



f n



l n



m n



t m



© Copyright 2012 Smarty Ants Inc. All rights reserved.



HOME CONNECTION: Write the letters *m, h, r, b, h, l, s, ike,* and *ide* on separate strips of paper. Have your child make words that end with *-ike* and *-ide* and say each word in a sentence.



I did it!



Level 4

Lesson 24

-ine Words
Rhyming

Name _____

100



Mine is on the **line**.



Circle the word that rhymes with **line**.
Write the word in each space.

pane pit
pine

1. The pine is in a line.

mire mine
mite

2. That vine is _____.

fine fin
fame

3. It's _____ to dine!

© Copyright 2012 Smarty Ants Inc. All rights reserved.



HOME CONNECTION: After completing the activity, children can look around their classroom or home to identify objects that have the long *i* sound.



I did it!



Level 4

Lesson 24

Silent e
Word Matching

Name _____

101



Match the word to the picture.

kite

rides

mine

bike

time



© Copyright 2012 Smarty Ants Inc. All rights reserved.



HOME CONNECTION: After completing the activity, have your child draw pictures of other *i_e* words, such as *smile* and *dime*. Have your child label each picture.



I did it!



Level 4

Lesson 24

Silent e
Conversation/Writing

Name _____

102



Read along.



Liz says you have a kite.





Yes, my kite flies up, up, up.



Liz says you have a bike.





Yes, I have a fine bike.



Can I ride your bike?



Any time!



What two things does Mike have? Write your answers.





© Copyright 2012 Smarty Ants Inc. All rights reserved.



HOME CONNECTION: Have your child act out the conversation as you read it aloud. Then switch roles. Help your child with any unfamiliar words.



I did it!



Mine!

by _____ Ant

New letter sound: -

New words: bike, fine, kite, mine, rides, time

New proper name: Liz

New exceptional words: any, flies, good, says



Liz has a bike.



Mike yells, "Mine!"



"Fine!" says Liz. "Have a good time."



Gus has a kite.



Mike yells, "Mine!"




"Fine!" says Gus. "Have a good time."



Mike rides the bike. Mike flies the kite



"This is not fun. This is not fine."



"Gus? Liz? Will you be mine?"



"OK, Mike. Any time!"

Level 4

Lesson 25

Long o (o_e)
Letter Sounds

Name _____

103



Circle the words with the long o sound.



Use letter sounds to complete each word.

1. Ben can dig a h o l e.

2. Meg tells a j k.

3. Sam m p s.



HOME CONNECTION: Say the words *cone/top* to your child. Have your child tell you which word has the long o vowel sound. Repeat with *lot/cope, dog/nose*.



I did it!



Level 4

Lesson 25

Silent e
Word Building

Name _____

104



Complete each word.

j o k e



r s



t t



h s



v l



n s



HOME CONNECTION: Play the Guess the Word game with your child.
Say: I am thinking of something that has a long o sound. It is on your face.
What is it? (nose) Repeat with rose, joke, and hole.



I did it!



Level 4

Lesson 25

-ose Words
Rhyming

Name _____

105



Who chose that rose?



Circle the word that rhymes with **rose**.
Write the word in each space.

hose hole
hop

1. Hose off those toes!

poll pose
pike

2. _____ with a rose.

nose nice
not

3. Does your _____ doze?



HOME CONNECTION: Write these words on a piece of paper: *tote, rose, jokes, cone, mopes*. Have your child say each word aloud and name the vowel sound.



I did it!



Level 4

Lesson 25

Silent e
Word Matching

Name _____

106



Match the word to the picture.

tote

cone

mopes

vole

nose



HOME CONNECTION: Help your child search for pictures of these words in magazines and newspapers and on the Internet. Have your child cut out the pictures, paste, them on a page, and write the corresponding words.



I did it!



Level 4

Lesson 25

Silent e
Conversation/Writing

Name _____

107



Read along.

A comic strip showing a conversation between a green alien and a boy named Ben. The alien says: "I will tell you a joke, Ben." Ben replies: "I like Meg's jokes best." The alien says: "I like Meg's jokes too." Ben says: "Let's see if Meg is home." The alien says: "We will get Meg a gift." Ben shows a pink rose and says: "We can get Meg a rose!"



What will Meg get? Write a sentence.





HOME CONNECTION: Read the conversation with your child. Have your child look at the pictures and retell the story in his/her own words.



I did it!



Ben Jokes

by _____ Ant

New letter sound: o_e

New words: cone, cope, hole, hose, joke, jokes, like, mopes, nose, rose, tote, vole

New proper name: -


New exceptional words: don't, drops, gives, Meg's, nice, puts



Ben likes to joke.



Meg can not cope.



Ben puts a hole in Meg's hose.



Ben puts a vole in Meg's tote.



Ben drops a cone on Meg's nose.



Meg yells, "I don't like your jokes!"



Ben mopes.



Meg gives Ben a rose. "Nice joke!"

Lesson 25 Resource File: Words Cards



cod

con

dot

hop

mop

not

rob

rod

rot

Level 4

Lesson 26

Silent e
Word Building

Name _____

108



Complete each word.

b o n e



h p



n p



n t



r b



M I



HOME CONNECTION: After completing the activity, have your child generate other words that end with *-ope* and *-one*, such as *rope*, *slope*, *phone*, *zone*. Work with your child to write the corresponding words.



I did it!



Level 4

Lesson 26

-ope Words
Rhyming

Name _____

109

 I can cope with the rope.



Circle the word that rhymes with rope.
Write the word in each space.

hop home
hope

1. I hope she has a rope.

mop mope
made

2. I hope you don't _____.

Nope Nose
Name

3. Can you cope? _____!



HOME CONNECTION: Write these sets of words in columns on paper:
bone, tone, robe; mole, hope, hole; robe, note, globe. Have your child say each
word and pick out the word in each set that doesn't rhyme (robe, hope, note).



I did it!



Level 4

Lesson 26

Silent e
Word Matching

Name _____

110



Match the word to the picture.

robe

Mole

bone

note

hope



HOME CONNECTION: Point to objects in your home that have the long o vowel sound, such as *robe*, *stove*, *note*, *phone*. Have your child name each object and identify the vowel sound.



I did it!



Level 4

Lesson 26




Silent e
Conversation/Writing

Name _____




Read along.




This note is for you, Mole.




What does it say?






Meg will give you her robe.




I like Meg's robe.



Meg will give you her hose, too. Will you take it?



Yes, I like the hose!





What will Meg give Mole? Write a sentence.



HOME CONNECTION: Have your child draw and write a different ending for the conversation. Encourage your child to follow the comic book format on this page.



I did it!



I Hope

by _____ Ant

New letter sound: -

New words: bone, hope, nope, note, robe

New proper name: Mole

New exceptional word: her



Will Dog like his bone?



I hope so.



Will Pam like her note?



I hope so.



Will Mole like his robe?



I hope so.

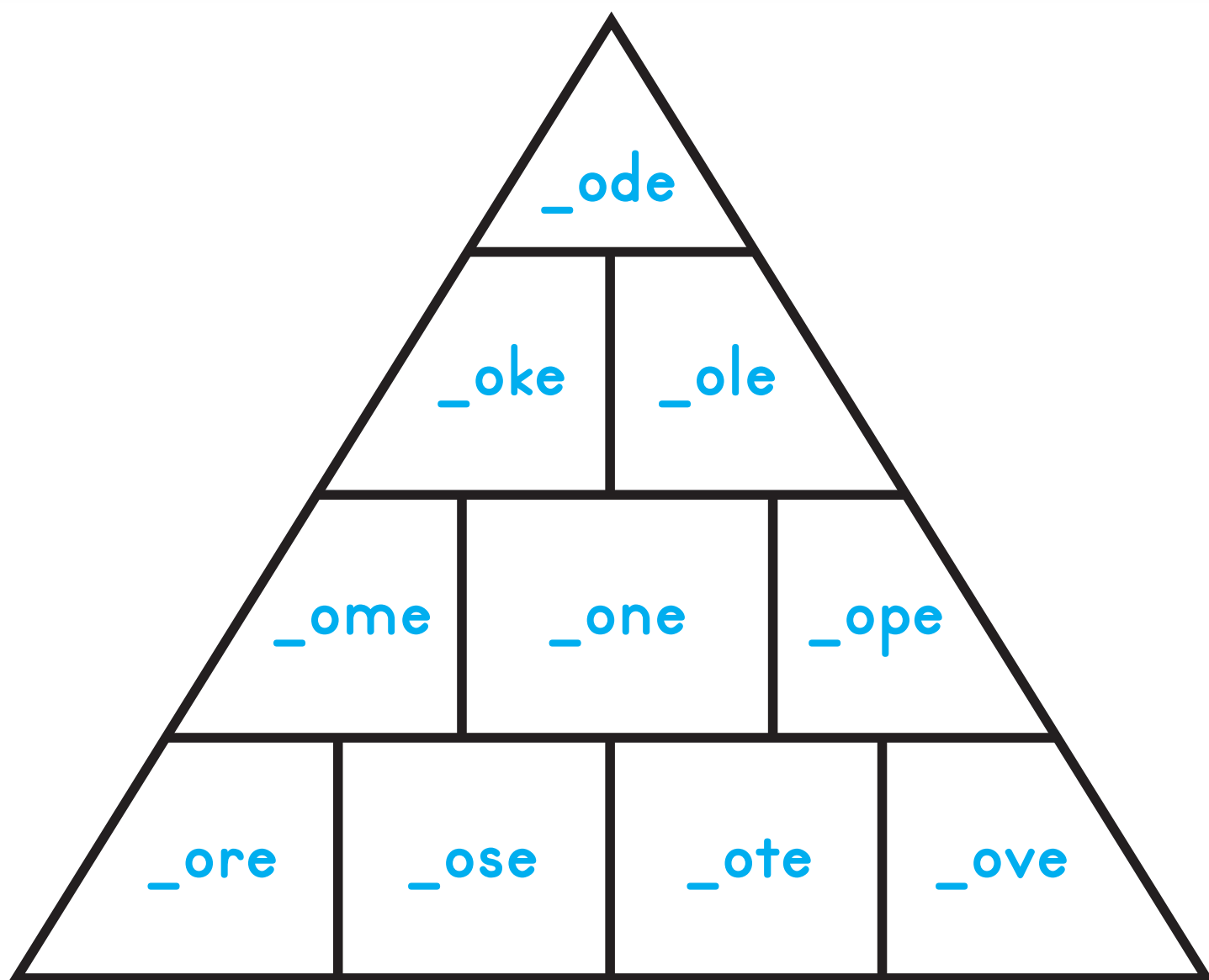


Will Ross like his cone?



Nope!

Lesson 26 Resource File: triangle



c, h, j, m, n, p, r, t, w

Level 4

Lesson 27

/oo/ (u_e)
Letter Sounds

Name _____

112



Circle the words with the long /oo/ sound.



lute

tug

tune

tube

June



Use letter sounds to complete each word.

1. June can play the lute.

2. June can sing a tu ne.

3. June can use the tu be.

© Copyright 2012 Smarty Ants Inc. All rights reserved.



HOME CONNECTION: After completing the activity, children can look around their classroom or home to identify objects that have the /oo/ (u_e) sound.



I did it!



Level 4

Lesson 27

Silent e
Word Building

Name _____

113



Complete each word. The words on the left make the /oo/ sound. The words on the right make the long u sound.

tune



mil



ril



cube



tub



cut



© Copyright 2012 Smarty Ants Inc. All rights reserved.



HOME CONNECTION: Write these words on a piece of paper: *cute, cube, mule, huge*. Have your child say each word aloud and name the vowel sound.



I did it!



Level 4

Lesson 27

-une & -ute Words
Rhyming

Name _____

114



Draw a line from the letters to the picture of the word they complete. Write each letter to make the words that rhyme with **-une** and **-ute**.

t



 dune

J



 une

d



 une

j




 ute

c



 ute

m



 ute



HOME CONNECTION: Say these words to your child: *rule, use, mule*. Have your child say each word and pick out the word that doesn't rhyme. Repeat with *Luke, duke, tune*.



I did it!



Level 4

Lesson 27

Silent e
Word Matching

Name _____

115



Match the word to the picture.


rules

Luke

tube

cute

June



I did it!



HOME CONNECTION: Say these words aloud: *fuse, ate, pile, pole*. Have children identify the long vowel sound in each word.

Level 4

Lesson 27

Silent e
Conversation/Writing

Name _____

116



Read along.

What is on
your mat,
Luke?



I have
one flute,
Coach.



You have
more things
on the mat.



Yes. I have
two lutes and
four ice cubes.



Oh, no!
Your mat is
all wet!



Look at my
ice cubes
now!



What does Luke have on his mat? Write your answers.









HOME CONNECTION: Work with your child to write simple sentences from this conversation. Encourage your child to follow the comic book format of this page.



I did it!



Rules

by _____ Ant

New letter sound: u_e

New proper names: June, Luke

New words: bite, cubes, cute, five, lute, rule, rules, tube, tune

New exceptional words: bang, flute, four, ice, lick, more, of, one, out, sing, three, two



June has a lot of rules for Luke.



One: Don't bang on my lute.




Two: Don't sit in my tube.




Three: Don't sing out of tune.



Four: Don't lick my ice cubes.



Five: Don't bite my flute.



"And, Luke," says June. "One more rule..."



"Don't be so cute!"

Level 4 Lesson 28

Silent e
Word Building

Name _____

117



Complete each word.

g a m e



P t



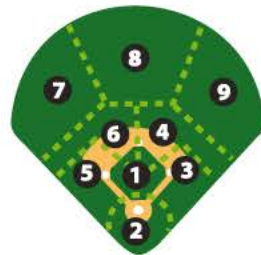
h m



p c



z n



J n



© Copyright 2012 Smarty Ants Inc. All rights reserved.



HOME CONNECTION: Help your child look through magazines and books to find words with long vowel sounds. Have your child copy each word, illustrate the word, and use the word in a sentence.



I did it!



Level 4

Lesson 28

Silent e
Word Matching

Name _____

118



Match the word to the picture.

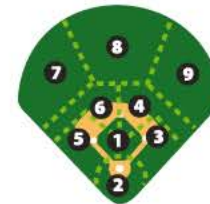
Pete

zone

home

game

sore



I did it!



HOME CONNECTION: Use words from the activity to play the Guess the Word game with your child. Say: *I am thinking of a something that has a long e sound. It's a boy's name. What is it? (Pete)* Repeat with other words.

Level 4

Lesson 28

Silent e
Conversation/Writing

Name _____

119



Read along.

Pete, the game starts now.

My arm is sore. I can not hit.

June can bat for you.

Look! June pops the ball up.

She hits the ball in the zone!

Yeah! She will get a home run!



Who gets a home run? Write a sentence.





HOME CONNECTION: Have your child act out the conversation as you read it aloud. Then switch roles. Help your child with any unfamiliar words.



I did it!



Game Time

by _____ Ant

New letter sound: -

New proper name: Pete

New words: bat, game, he, hits, home, miss, pops, run, zone

New exceptional words: arm, ball, pace, she, sore, starts



Game time!



Pete and June line up to bat.



Pete hits the ball. He takes a base!




June is up. She starts to pace.



June has a miss. Her arm is sore.



Pete yells, "June! Give it more!"



June pops it up. Is it in the zone?



Yes! June and Pete run home!

Lesson 28 Resource File: Word Cards



cake

cave

lake

waves

fire

hike

line

bone



Lesson 28 Resource File: Word Cards



joke

nose

cute

rules

tune

Pete

