



Smarty Ants at Home

Printable Activities for Young Readers

First Grade

Level 7: R-Controlled Vowels

(star, corn, germ)



Smarty Ants at Home

Tips for Parents

Welcome to Smarty Ants at Home!

We understand how challenging it can be when your young child can't go to school for extended periods of time. However, your child does not need to stop learning just because school isn't in session! We're here to make it easier to help your child stay engaged in learning even when stuck at home. To help you manage this time, we're providing you with this packet of printable early reading resources to help your child continue to strengthen her reading skills for the next few weeks.

Getting Started

1 Select the packet that most closely matches your child's current grade and skill level. Look through the packet to make sure it's a good match for your child. Then, print off the pages you'd like your child to work on! You can print the entire booklet at once or just print one lesson at a time. Do whatever works best for your family.

Your booklet will contain some or all of the following activities, depending on the packet selected:

- Guided Practice Activities
- Resource Cards
- Story Printouts
- Oral Reading Activity (second grade only)
- Writing Prompt (second grade only)
- Hands-on Science Activities (second grade, Science curriculum only)

2 Find a quiet time and a good workspace so your child can focus. Depending on the age and attention span of your child, she may be able to work independently or you may need to join her and help provide guidance. Keep in mind that it's more fun to work together! Use the Resource Cards to review the letters/concepts together and review any writing prompts she has responded to. Make sure to provide positive feedback throughout to keep your child engaged and encouraged.

3 Once your child has completed the materials in the packet, have her show you her work! Ask her a few questions to help her review. Then, have her read you the story from the lesson. You may also want to extend the fun with some hands-on activities! Active learning with games, puzzles, and craft activities help children make deeper connections to learning and help them retain more of what they've learned. Use the **Hands-On Activities** booklet on the website to find lots of fun activities that can be easily done with common household or office items.

Have Fun!

To help your child progress in her reading skills, we recommend at least three lessons per week. Be sure to spread these activities out over a few days. We understand how challenging this temporary change in routine can be for you and your child. We hope that these materials help you to enjoy the time working and playing with your child!

LEVEL 7 PREVIEWING THE LEVEL

Main Concept

Words with *r*-controlled vowels

Additional Concepts

Rime families using words with *r*-controlled vowels

Details

Level 7 consists of 3 lessons in which students are introduced to the *r*-controlled vowels *ar*, *er*, *ir*, *or*, and *ur* in words such as *barn*, *cord*, *germs*, *first*, and *curl*. The first two lessons focus on words that have the *ar* and *or* combinations. The last lesson focuses on the *ir/er/ur* combinations as having the same vowel sound.

Teaching videos and skill-building activities help students explore the changes in vowel sounds when the vowels *a*, *e*, *i*, *o*, and *u* are followed by *r*. Students sound out, blend, and say these words with the help of Smarty Ants bubbles. They build words using the lesson concepts and learn rime families and word matching.

In each lessons, students build and read a story that incorporates words with *r*-controlled vowels. Each story is transformed into a musical DVD.



Level 7

Lesson 40


/ar/
Letter Sounds

Name _____

4



Circle the words with the /ar/ sound.



corn

barn

yard

cart

yarn



Use letter sounds to complete each word.

1. Bart is in the barn.

2. Barb is in the yard.

3. They fix the cart.

© Copyright 2012 Smarty Ants Inc. All rights reserved.



HOME CONNECTION: Say these words aloud: *car, cat, plants, dark, arms, ant*. Have children raise their hands when they hear a word with the /ar/ sound (*car, dark, arms*).



I did it!



Level 7

Lesson 40

R-Controlled Vowels
Word Building

Name _____

5



Complete each word.

f _ _ m



B _ _ t



b _ _ n



c _ _ t



B _ _ b



h _ _ d



© Copyright 2012 Smarty Ants Inc. All rights reserved.



HOME CONNECTION: Play the Guess the Word game with your child.
Say: I am thinking of a something that has an /ar/ sound. Horses live in it.
What is it? (a barn) Repeat with the words farm, cart, and arms.



I did it!



Level 7

Lesson 40

-ard Words
Rhyming

Name _____

6



Bard works very hard.



Circle the word that rhymes with **hard**.
Write the word in each space.

car corn

card

1. Bard has a card.

yard yarn

yak

2. Hard day in the _____.

Bath Barb

Bard

3. _____ has the lard.



HOME CONNECTION: Write these sets of words in columns on paper: *car, star, yard; dark, farm, park; cart, barn, yarn*. Have your child say each word and pick out the word in each set that doesn't rhyme (*yard, farm, cart*).



I did it!



Level 7

Lesson 40

R-Controlled Vowels
Word Matching

Name _____

7



Match the word to the picture.

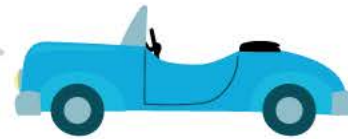
car

park

farm

barn

yarn



HOME CONNECTION: Have your child recite a simple rhyme using some of these words. For example: *This car goes far. It is dark in the park.*



I did it!



Level 7

Lesson 40

R-Controlled Vowels
Conversation/Writing

Name _____

8



Read along.

Bart, why are you sad?

My farm is a mess.

Did the sheep get out of the yard?

Yes. Can we drive to the farm in your car?

Yes. I will help you fix your farm.

Thanks. We will work very hard.



Why is the farm a mess? Write a sentence.



© Copyright 2012 Smarty Ants Inc. All rights reserved.



HOME CONNECTION: Work with your child to write simple sentences from this dialogue. Encourage your child to follow the comic book format of this page.



I did it!



Life on the Farm

by _____ Ant

New letter sound: ar

New proper names: Barb, Bart

New words: arms, barn, car, cart, dark, drive, drives, far, farm, fly, hard, life, lift, milks, mops, parks, plants, shaves, star, under, yard, yarn

New exceptional words: cows, sheep, their, they, very, work



Barb and Bart work on a farm.



Barb milks the cows and mops up the barn.




Bart shaves the sheep and makes all the yarn.




Barb drives the cart. Bart plants the yard.



Barb and Bart work very hard.



When it is dark, they hop in the car.



Barb and Bart drive very far.



Then Barb parks the car under a star.



They make a wish and lift up their arms.



Then Barb and Bart fly back to the farm.

Lesson 40 Resource File: Word Cards



ban

cad

cap


cat

gab

had

ham

lad



Lesson 40 Resource File: Word Cards



mat

pat

tap



Level 7

Lesson 41

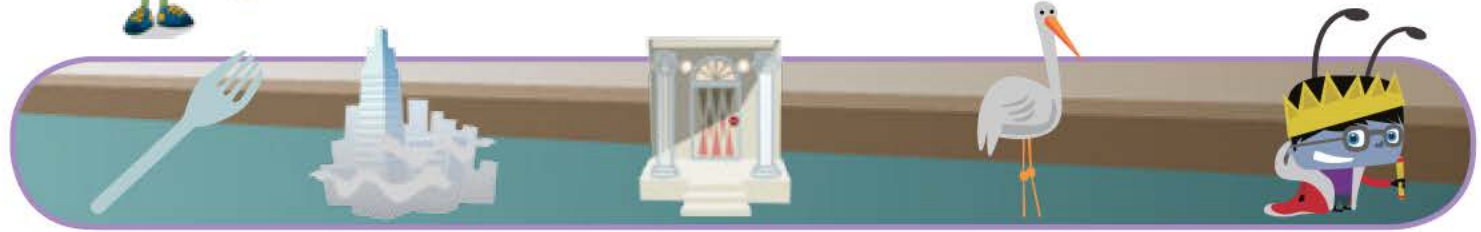
/or/
Letter Sounds

Name _____

9



Circle the words with the /or/ sound.



fork

fog

porch

stork

Mort



Use letter sounds to complete each word.

1. Will Mort eat with a fork?

2. He sits on the pch.

3. The stk looks at Mort.



HOME CONNECTION: When you are walking in your neighborhood with your child, point to things that have the /or/ sound, such as *porch*, *horn*, *acorn*, and *cord*. Name each thing. Have your child identify the /or/ sound.



I did it!



Level 7

Lesson 41

R-Controlled Vowels
Word Building

Name _____

10



Complete each word.

cord



nth



ft



pk



stm



sh t



© Copyright 2012 Smarty Ants Inc. All rights reserved.



HOME CONNECTION: After completing the activity, have your child generate other words that end with -ort and -ork, such as *snort*, *sport*, *cork*, *fork*. Work with your child to write the words.



I did it!




Level 7

Lesson 41

-orn Words
Rhyming

Name _____

11



The **thorn** is **worn**.



Circle the word that rhymes with **thorn**.
Write the word in each space.

corn cord
cork

1. Eat corn in the morn.

hard horn
hole

2. The _____ is by the thorn.

tote tart
torn

3. The worn shirt is _____.

© Copyright 2012 Smarty Ants Inc. All rights reserved.



HOME CONNECTION: Say these words to your child: *fort, short, porch*. Have your child say each word and pick out the word that doesn't rhyme. Repeat with *cork, storm, stork*.



I did it!



Level 7

Lesson 41

R-Controlled Vowels
Word Matching

Name _____

12



Match the word to the picture.

thorns

snort

storm

porch

horn



HOME CONNECTION: After completing the activity, have your child draw pictures of other /or/ words, such as *fort* and *fork*. Work with your child to write sentences using the words.



I did it!



Level 7

Lesson 41

R-Controlled Vowels
Conversation/Writing

Name _____

13



Read along.

Where is the stork?



He is sitting on my porch.



The stork has some corn and pork.



Will he share with us?



Yes, Mort. Let's drive there now.



Yum! We can help him eat!



What will the stork share? Write two sentences.



HOME CONNECTION: Work with your child to write simple sentences from this dialogue. Encourage your child to follow the comic book format of this page.



I did it!



Mort and His Stork

by _____ Ant

New letter sound: or

New proper name: Mort

New words: cord, corn, fork, fort, help, horn, lord, morn, next, north, porch, rode, share, short, sits, snort, stork, storm, stuck, thorns, torn

New exceptional words: blew, day, eat, looked, Mort's



Mort is lord of his fort.



Mort's fort has a porch. On the porch sits Mort's stork.




Mort has his stork on a very short cord.



Mort likes to eat corn with a fork.



Mort the lord does not share with his stork.



One day a storm came in from the north.



The next morn, Mort could not find his stork!



Mort looked for his stork in the thorns by the fort.



Then, Mort got stuck and his robe was torn.



Mort blew his horn. SNORT! The stork came to help Mort.



Mort rode the stork back to the fort.



Now Mort and his stork eat corn on the porch.

Lesson 41 Resource File: Letter Segment Cards



b _ _ n

c _ _ d

f _ _ m


l _ _ d

p _ _ ch

p _ _ k

p _ _ t

st _ _ k



Level 7

Lesson 42

/ur/ (er, ir, ur)
Letter sounds

Name _____

14



Circle the words with the /ur/ sound.



girl

curl

peck

stir

Gert



Use letter sounds to complete each word.

1. The girl made a mud cake.

2. She has a curl.

3. Gert will stir the pasta.

© Copyright 2012 Smarty Ants Inc. All rights reserved.



HOME CONNECTION: Say the words *stir/sit* to your child. Have your child tell you which word has the /ur/ sound. Repeat with *first/fit*, *bug/blur*.



I did it!



Level 7

Lesson 42

R-Controlled Vowels
Word Building

Name _____

15



Complete each word.

germ



V n



st



d t



f



p m



HOME CONNECTION: Write these words on a piece of paper: *pert, skirt, curl, Bert*. Have your child say each word aloud and name the /ur/ sound.



I did it!



Level 7

Lesson 42

-irt Words
Rhyming

Name _____

16



There is **dirt** on the **shirt**.



Circle the word that rhymes with **shirt**.
Write the word in each space.

dug dirt
dings

1. Squirt the dirt.

spun star
squirt

2. Don't _____ his shirt!

skirt skate
sort

3. Wash the shirt and _____.

© Copyright 2012 Smarty Ants Inc. All rights reserved.



HOME CONNECTION: After completing the activity, children can generate a list of people's names that have the /ur/ sound (*Bert, Gert, Vern, Kurt, Kirby*, etc.).



I did it!



Level 7

Lesson 42

R-Controlled Vowels
Word Matching

Name _____

17



Match the word to the picture.

germs

Bert

squirt

girl

curl



HOME CONNECTION: Help your child look through magazines and books to find words with the /ur/ sound. Have your child copy each word onto a piece of paper, illustrate it, and use it in a sentence.



I did it!



Level 7

Lesson 42

R-Controlled Vowels
Conversation/Writing

Name _____

18



Read along.

Bert, come with me to the fort.



OK. Can Vern and Gert come, too?



No. They dug in some dirt.



So now they have germs?



Yes. Tell them to wash their hands.



Then they can come to the fort.



What do Vern and Gert have? Write a sentence.



© Copyright 2012 Smarty Ants Inc. All rights reserved.



HOME CONNECTION: Read the conversation with your child. Have your child look at the pictures and retell the story in his/her own words.



I did it!



Germs

by _____ Ant

New letter sounds: er, ir, ur


New words: bake, blur, curl, dirt, dug, firm, first, fur, girl, hands, lash, mud, off, peck, perm, spun, squirt, stir, web

New exceptional words: come, germs, wash

New proper names: Bert, Gert, Vern



Bert dug some dirt to make a mud cake.



With a squirt and a stir, he left it to bake.



A bird came by to peck and splash.



A girl with a perm lost a curl and a lash.



A pup came in and shed some fur.



A bug spun a web and ran off in a blur.



When Bert came back, his mud cake was firm.



"Gert! Vern! Come and get it!" said Bert.



"But wash your hands first"



"...so I don't catch your germs."