



Smarty Ants at Home

Printable Activities for Young Readers

First Grade

Level 11: Possessives, Contractions & Pronouns

(Gail's, isn't, her)



Smarty Ants at Home

Tips for Parents

Welcome to Smarty Ants at Home!

We understand how challenging it can be when your young child can't go to school for extended periods of time. However, your child does not need to stop learning just because school isn't in session! We're here to make it easier to help your child stay engaged in learning even when stuck at home. To help you manage this time, we're providing you with this packet of printable early reading resources to help your child continue to strengthen her reading skills for the next few weeks.

Getting Started

1 Select the packet that most closely matches your child's current grade and skill level. Look through the packet to make sure it's a good match for your child. Then, print off the pages you'd like your child to work on! You can print the entire booklet at once or just print one lesson at a time. Do whatever works best for your family.

Your booklet will contain some or all of the following activities, depending on the packet selected:

- Guided Practice Activities
- Resource Cards
- Story Printouts
- Oral Reading Activity (second grade only)
- Writing Prompt (second grade only)
- Hands-on Science Activities (second grade, Science curriculum only)

2 Find a quiet time and a good workspace so your child can focus. Depending on the age and attention span of your child, she may be able to work independently or you may need to join her and help provide guidance. Keep in mind that it's more fun to work together! Use the Resource Cards to review the letters/concepts together and review any writing prompts she has responded to. Make sure to provide positive feedback throughout to keep your child engaged and encouraged.

3 Once your child has completed the materials in the packet, have her show you her work! Ask her a few questions to help her review. Then, have her read you the story from the lesson. You may also want to extend the fun with some hands-on activities! Active learning with games, puzzles, and craft activities help children make deeper connections to learning and help them retain more of what they've learned. Use the **Hands-On Activities** booklet on the website to find lots of fun activities that can be easily done with common household or office items.

Have Fun!

To help your child progress in her reading skills, we recommend at least three lessons per week. Be sure to spread these activities out over a few days. We understand how challenging this temporary change in routine can be for you and your child. We hope that these materials help you to enjoy the time working and playing with your child!

LEVEL 11 PREVIEWING THE LEVEL

Main Concept

Contractions
Pronouns
Possessives

Additional Concepts

Two ways to show possession

Details

Level 11 consists of 3 lessons. The first lesson introduce students to contractions. The middle lesson teaches students about possessive pronouns, such as *his*, *our* and *their*. The final story teaches students about possessives formed from proper nouns. All three of these stories offer students additional practice in strengthening their word-building and reading skills using a variety of new words and sight words.

Students master the concepts in this level through teaching videos, including Learning Clouds, and skill-building games and activities. As in previous levels, students can reinforce their learning by watching and listening as words are sounded out in *Smarty Ants* bubbles. They can also click on *Interactive* “pump and pop” videos to hear letter sounds in lesson words.

At the end of each lesson, students build and read a personalized story that incorporates the words in each lesson. They produce a virtual book and musical DVD from each story.



Level 11

Lesson 67

Contractions
Word Building

Name _____

131



Write the two words that are used to make each of these contractions.

1. we'll

we will

2. don't

do not

3. isn't

is not

4. I've

I have

5. I'm

I am

6. won't

will not



HOME CONNECTION: Write the contractions *haven't*, *they'll*, *can't*, and *we're* on a piece of paper. Have your child say each contraction aloud and use it in a sentence.



I did it!



Level 11

Lesson 67

Contractions
Word Matching

Name _____

132



Match the words to their contractions.

are not

can't

I will

aren't

can not

it's

you will

you'll

was not

I'll

it is

wasn't



HOME CONNECTION: Say these words aloud: *can't, can not, I have, I've, we will, we'll*. Have children raise their hands when they hear a contraction.



I did it!



Level 11

Lesson 67

Contractions
Conversation/Writing

Name _____

133



Read along.

Nell, what's wrong with your brother today?



He isn't feeling very well, Coach.



I've got a card and games for him.



They'll cheer him up.



Won't he stay in bed all day?



No way! We'll have to play!



What does Coach have for Nell's brother?
Write two answers.







HOME CONNECTION: Have your child draw and write a different ending for the conversation. Encourage them to follow the comic book format on this page.



I did it!



Nell Won't Play

by _____ Ant

New letter sound: -

New proper name: Nell

New words: board, can't, games, hangnail, haven't, I've, isn't, moans, mope, pack, plops, quips, seeing, side, they'll, wails, way, we'll, we're, woke, write

New exceptional words: brother, finally, Nell's, won, wrong



Nell's brother Sam says, "Nell, let's play!"



But Nell woke up on the wrong side of the bed today.



"I've got an idea," Sam quips. "We'll pack a bag and take a trip."



"I can't pack!" Nell wails. "I've got a bad hangnail."



"Okay," says Sam. "We'll play board games."



"No way," moans Nell. "I haven't won in days."



"Well, you'll love to write with these red pens."



"They'll just leak and won't ever write again."



Sam plops down. He isn't sure what more to try.



"Yes! Let's sit and mope," Nell says to Sam. "We're finally seeing eye to eye!"

Lesson 67 Resource File: Phrase Cards and Contraction Cards



I am

they are

we are

he is

it is

I have

they have

I will



Lesson 67 Resource File: Phrase Cards and Contraction Cards



she will

can not

have not

is not

I'm

they're

we're

he's



Lesson 67 Resource File: Phrase Cards and Contraction Cards



it's

I've

they've


I'll

she'll

can't

haven't

isn't



Level 11

Lesson 68

Pronouns
Word Building

Name _____

134

she he it they



Use the pronouns from the word box to match a pronoun to each picture.



he









HOME CONNECTION: After completing the activity, have your child generate other pronouns, such as *my, I, you, me, her, him, their, ours*. Work with your child to write the words.



I did it!



Level 11

Lesson 68

Pronouns
Word Matching

Name _____

135



Match the word to the picture.


hers

him

mine

we

he



I did it!



HOME CONNECTION: Say these words to your child: *hers, you, Jim*. Have your child say each word and pick out the word that isn't a pronoun. Repeat with *our, pigs, I*.

Level 11

Lesson 68

Pronouns
Conversation/Writing

Name _____

136



Read along.

Hi, Jim.
What will
your family
do today?



Grandpa
will play
his guitar.



Will
Grandma make
her yummy
pea soup?



Yes. Jan
will play with
her dolls.



What will
you do?



I'll read my book
about the three
little pigs.



Write the names of the four people in the family.







HOME CONNECTION: Have your child act out the conversation as you read it aloud. Then switch roles. Help your child with any unfamiliar words.



I did it!



Our Family

by _____ Ant

New letter sound: -

New words: dolls, family, figs, hers, hook, I'll, lend, read, shares, shell, wigs

New exceptional words: Grandma, Grandpa, guitar, most, other, pictures, soup, yours

New proper names: Bud, Dan, Jan, Jim



In our family, what is mine is yours and what is yours is mine.



Mom shares her soup with Dad and Tim.



Dad shares his boots with Bud and Jim.



If you eat most of your figs, Grandma will let you try her wigs.



If you read Grandpa a book, he will let you fish with his hook.



Jan and Dan will ride you around in their car, if you sing them songs on your guitar.



My pictures are up on all the walls. If you're sad, I'll lend you my dolls.



Our pets all like to share with each other as well.



Our dog shares his bone. Our turtle shares her shell!



What is yours is mine. What is hers is his. In our family, that's just how it is.

Lesson 68 Resource File: Word Cards



dolls

family

guitar

hers

I'll

lend

most

other

peas

Lesson 68 Resource File: Word Cards



pictures

pigs

read

shares

shell

soup

wigs

yours



Level 11

Lesson 69

Possessives
Word Building

Name _____

137



Complete each word.

Gail's



Mom



Bud



Nick



people



Jan



© Copyright 2012 Smarty Ants Inc. All rights reserved.



HOME CONNECTION: After completing the activity, have your child generate words that show ownership, such as *Dad's*, *Gail's*, *Kate's*, *Luke's*. Work with your child to write the words.



I did it!



Level 11

Lesson 69

-each Words
Rhyming

Name _____

138



Each boy likes to teach.



Circle the word that rhymes with **each**.
Write the word in each space.

bean bench
beach

1. I teach at the beach.

reach real
read

2. Can you _____ the bleach?

peel peach
peas

3. Buy each ripe _____.



HOME CONNECTION: Choose two rhyming words from the activity. With your child, take turns generating silly rhyming sentences. The sillier the better! For example, *Teach me how to eat a peach.*



I did it!



Level 11

Lesson 69

Possessives
Word Matching

Name _____

139



Match the word to the picture.

wheel

stones

Dad's

leash

Spot's



HOME CONNECTION: Help your child search for pictures of these words in magazines and newspapers and on the Internet. Have your child cut out the pictures, paste them on a page, and write the words.



I did it!



Level 11

Lesson 69

Possessives
Conversation/Writing

Name _____

140



Read along.

Gail, what should we bring to the beach?



I'll take notes.
1. Jan's hat.



2. Luke's planes.



3. Spot's leash.



Right. Will Spot be hot at the beach?



Yes. I will take Mom's fan.



Write the four things Gail and Coach will bring to the beach.

© Copyright 2012 Smarty Ants Inc. All rights reserved.



HOME CONNECTION: Work with your child to write simple sentences from this dialogue. Encourage your child to follow the comic book format of this page.



I did it!



Gail's Gift

by _____ Ant

New letter sound: -

New proper name: -

New words: beach, Bud's, Dad's, Dan's, Gail's, hat, Jan's, leash, lucky, Luke's, lunchbox, Mom's, Nick's, notes, number, planes, ring, Shane's, showed, Spot's, stones, wheel, wool, year

New exceptional words: people, people's, right



Gail is the best at lost and found.
She finds other people's things all
around.




She found Dan's hat and Meg's
best ring.



She found Ben's ten planes and
Jan's cat string.



Gail found Zack's lunchbox and
Mom's wool coat.



She found Nick's pet fox and a
pile of Dad's notes.




Bud's bike wheel showed up at
the beach.




Spot's dog toy was there too -
right by his leash.



Gail found a number of Luke's
lucky stones, and last year she
found Shane's lost cell phone.



Gail finds things other people
just don't see.



But at the end of each day, Gail
finds she has lost her keys!